



## Chapter 13

# Building Information Systems

### VIDEO CASES

*Video Case 1: IBM: Business Process Management in a SaaS Environment*

*Video Case 2: IBM Helps the City of Madrid With Real-Time BPM Software*

*Instructional Video 1: BPM: Business Process Management Customer Story: Besthome Store*

*Instructional Video 2: Workflow Management: Visualized*




## Management Information Systems

### Chapter 13: Building Information System

#### Learning Objectives

- Explain how building new systems produces organizational change.
- Describe the core activities in the systems development process.
- Describe the principal methodologies for modeling and designing systems.
- Describe the alternative methods for building information systems.
- Describe new approaches for system building in the digital firm era.




**Management Information Systems**  
Chapter 13: Building Information System

**New Systems and Business Processes Put MoneyGram “On the Money”**

- **Problem:** Inefficient manual processes, legacy systems
- **Solutions:** Enterprise suite to centralize data and replace legacy software, changes to corporate culture and organization
- Demonstrates the use of information systems to streamline and redesign business processes
- Illustrates need to address and make changes in culture and organization to support new systems

13.3 Copyright © 2014 Pearson Education, Inc.




**Management Information Systems**  
Chapter 13: Building Information System

**Systems as Planned Organizational Change**

- **Structural organizational changes enabled by IT**
  1. **Automation**
    - Increases efficiency
    - Replaces manual tasks
  2. **Rationalization of procedures**
    - Streamlines standard operating procedures
    - Often found in programs for making continuous quality improvements
      - Total quality management (TQM)
      - Six sigma

13.4 Copyright © 2014 Pearson Education, Inc.




**Management Information Systems**  
Chapter 13: Building Information System

**Systems as Planned Organizational Change**

- **Structural organizational changes enabled by IT**
  - 3. Business process redesign**
    - Analyze, simplify, and redesign business processes
    - Reorganize workflow, combine steps, eliminate repetition
  - 4. Paradigm shifts**
    - Rethink nature of business
    - Define new business model
    - Change nature of organization

13.5
Copyright © 2014 Pearson Education, Inc.

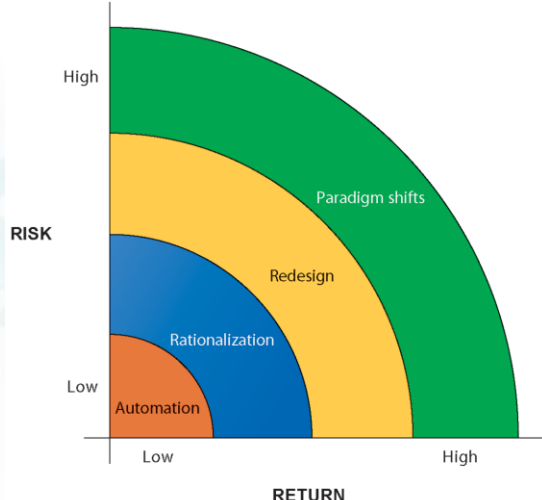


**Management Information Systems**  
Chapter 13: Building Information System


**ORGANIZATIONAL CHANGE CARRIES RISKS AND REWARDS**

The most common forms of organizational change are automation and rationalization. These relatively slow-moving and slow-changing strategies present modest returns but little risk. Faster and more comprehensive change—such as redesign and paradigm shifts—carries high rewards but offers substantial chances of failure.

**FIGURE 13-1**



13.6
Copyright © 2014 Pearson Education, Inc.



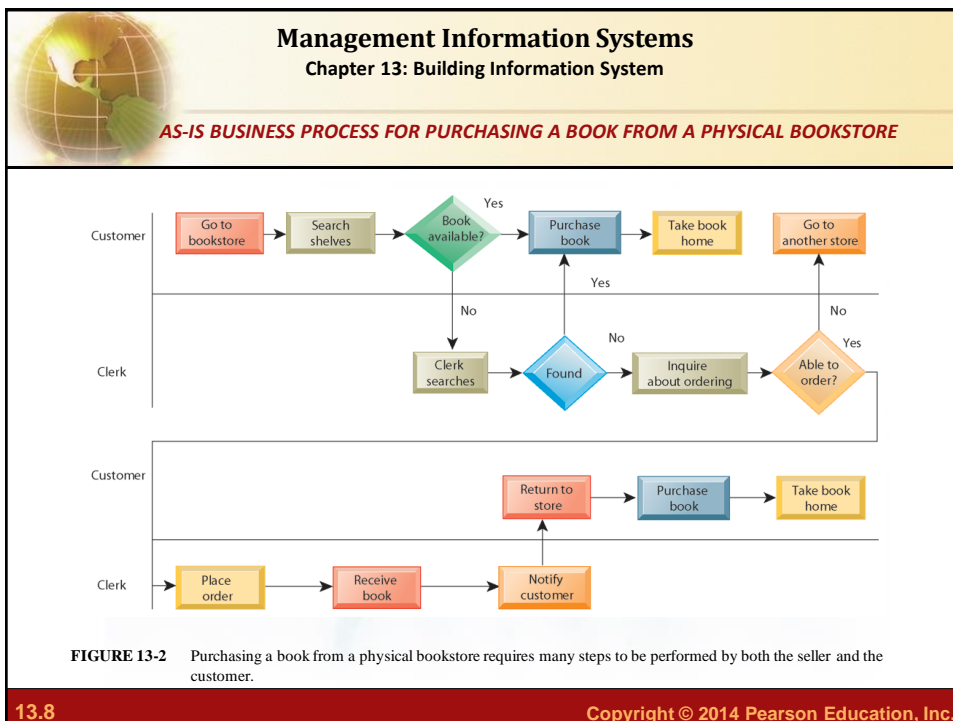
## Management Information Systems

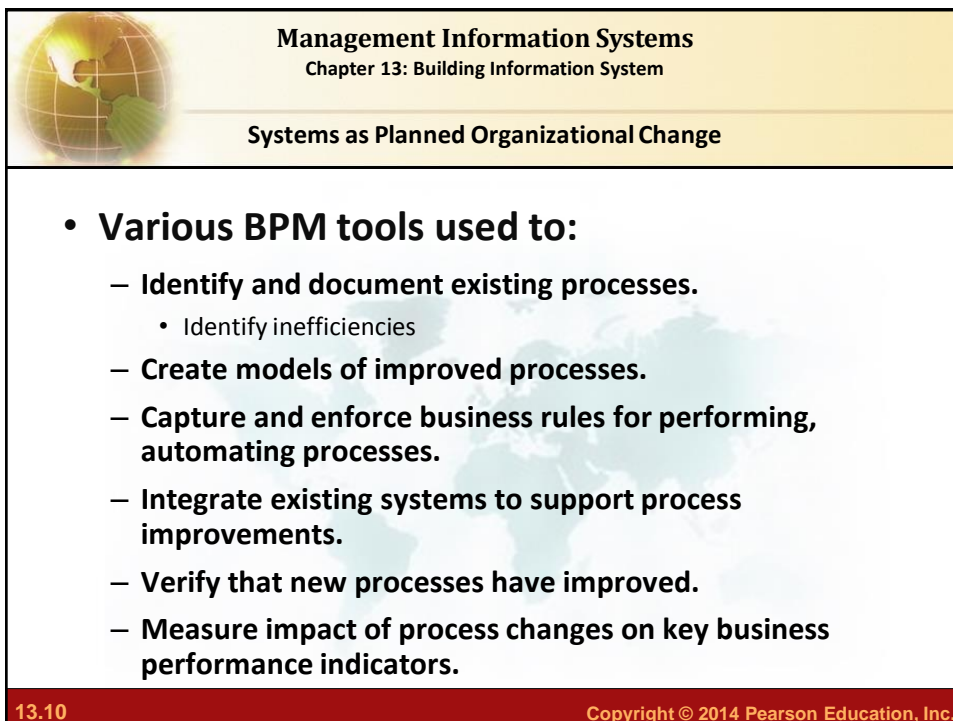
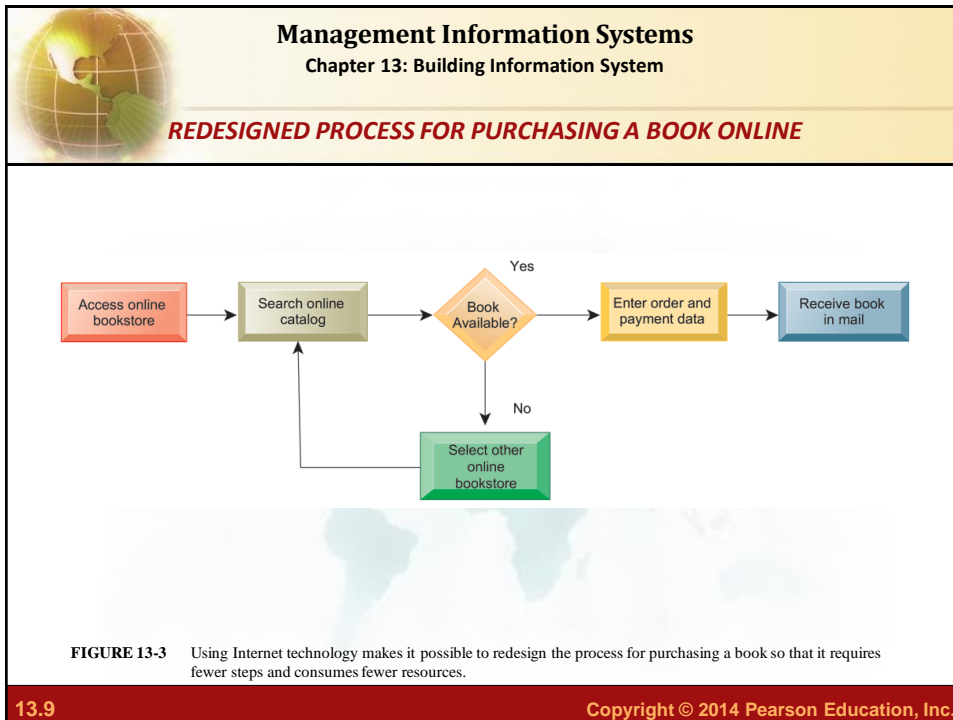
### Chapter 13: Building Information System

### Systems as Planned Organizational Change

- **Business process management (BPM)**
  - Variety of tools, methodologies to analyze, design, optimize processes
  - Used by firms to manage business process redesign
- **Steps in BPM**
  1. Identify processes for change.
  2. Analyze existing processes.
  3. Design the new process.
  4. Implement the new process.
  5. Continuous measurement.

13.7
Copyright © 2014 Pearson Education, Inc.








**Management Information Systems**  
Chapter 13: Building Information System

---

**Overview of Systems Development**

- **Systems development:**
  - Activities that go into producing an information system solution to an organizational problem or opportunity
  - 1. Systems analysis
  - 2. Systems design
  - 3. Programming
  - 4. Testing
  - 5. Conversion
  - 6. Production and maintenance

13.11 Copyright © 2014 Pearson Education, Inc.



**Management Information Systems**  
Chapter 13: Building Information System


---

***Interactive Session: Organizations***

**Burton Snowboards Speeds Ahead with Nimble Business Processes**  
*Read the Interactive Session and discuss the following questions*

- Analyze Burton using the value chain and competitive forces models.
- Why are the business processes described in this case such an important source of competitive advantage for Burton?
- Explain exactly how these process improvements enhance Burton's operational performance and decision making.

13.12 Copyright © 2014 Pearson Education, Inc.




## Management Information Systems

### Chapter 13: Building Information System


### THE SYSTEMS DEVELOPMENT PROCESS

Building a system can be broken down into six core activities.

**FIGURE 13-4**



13.13
Copyright © 2014 Pearson Education, Inc.




## Management Information Systems

### Chapter 13: Building Information System

### Overview of Systems Development

- **Systems analysis**
  - **Analysis of problem to be solved by new system**
    - Defining the problem and identifying causes
    - Specifying solutions
      - Systems proposal report identifies and examines alternative solutions
    - Identifying information requirements
  - **Includes feasibility study**
    - Is solution feasible and good investment?
    - Is required technology, skill available?

13.14
Copyright © 2014 Pearson Education, Inc.




**Management Information Systems**  
Chapter 13: Building Information System

---

**Overview of Systems Development**

- **System analysis (cont.)**
  - **Establishing information requirements**
    - Who needs what information, where, when, and how
    - Define objectives of new/modified system
    - Detail the functions new system must perform
  - **Faulty requirements analysis is leading cause of systems failure and high systems development cost**

13.15 Copyright © 2014 Pearson Education, Inc.



**Management Information Systems**  
Chapter 13: Building Information System


---


**Overview of Systems Development**


- **Systems design**
  - **Describes system specifications that will deliver functions identified during systems analysis**
  - **Should address all managerial, organizational, and technological components of system solution**
  - **Role of end users**
    - User information requirements drive system building
    - Users must have sufficient control over design process to ensure system reflects their business priorities and information needs
    - Insufficient user involvement in design effort is major cause of system failure

13.16 Copyright © 2014 Pearson Education, Inc.



 <b>Management Information Systems</b> Chapter 13: Building Information System		
<i>Table 13.1 Design Specifications</i>		
<p><b>OUTPUT</b> Medium Content Timing</p> <p><b>INPUT</b> Origins Flow Data entry</p> <p><b>USER INTERFACE</b> Simplicity Efficiency Logic Feedback Errors</p> <p><b>DATABASE DESIGN</b> Logical data model Volume and speed requirements File organization and design Record specifications</p>	<p><b>PROCESSING</b> Computations Program modules Required reports Timing of outputs</p> <p><b>MANUAL PROCEDURES</b> What activities Who performs them When How Where</p> <p><b>CONTROLS</b> Input controls (characters, limit, reasonableness) Processing controls (consistency, record counts) Output controls (totals, samples of output) Procedural controls (passwords, special forms)</p> <p><b>SECURITY</b> Access controls Catastrophe plans Audit trails</p>	<p><b>DOCUMENTATION</b> Operations documentation Systems documents User documentation</p> <p><b>CONVERSION</b> Transfer files Initiate new procedures Select testing method Cut over to new system</p> <p><b>TRAINING</b> Select training techniques Develop training modules Identify training facilities</p> <p><b>ORGANIZATIONAL CHANGES</b> Task redesign Job redesign Process design Organization structure design Reporting relationships</p>
<b>13.17</b> <span style="float: right;">Copyright © 2014 Pearson Education, Inc.</span>		

 <b>Management Information Systems</b> Chapter 13: Building Information System	
<b>Overview of Systems Development</b>	
<ul style="list-style-type: none"> <li>• <b>Programming:</b> <ul style="list-style-type: none"> <li>– System specifications from design stage are translated into software program code</li> </ul> </li> <li>• <b>Testing</b> <ul style="list-style-type: none"> <li>– Ensures system produces right results</li> <li>– Unit testing: Tests each program in system separately</li> <li>– System testing: Test functioning of system as a whole</li> <li>– Acceptance testing: Makes sure system is ready to be used in production setting</li> <li>– Test plan: All preparations for series of tests</li> </ul> </li> </ul>	
<b>13.18</b> <span style="float: right;">Copyright © 2014 Pearson Education, Inc.</span>	




**Management Information Systems**  
Chapter 13: Building Information System

**A SAMPLE TEST PLAN TO TEST A RECORD CHANGE**

Procedure	Address and Maintenance "Record Change Series"		Test Series 2		
	Prepared By:		Date:	Version:	
Test Ref.	Condition Tested	Special Requirements	Expected Results	Output On	Next Screen
2.0	Change records				
2.1	Change existing record	Key field	Not allowed		
2.2	Change nonexistent record	Other fields	"Invalid key" message		
2.3	Change deleted record	Deleted record must be available	"Deleted" message		
2.4	Make second record	Change 2.1 above	OK if valid	Transaction file	V45
2.5	Insert record		OK if valid	Transaction file	V45
2.6	Abort during change	Abort 2.5	No change	Transaction file	V45

**FIGURE 13-5** When developing a test plan, it is imperative to include the various conditions to be tested, the requirements for each condition tested, and the expected results. Test plans require input from both end users and information systems specialists.

**13.19** Copyright © 2014 Pearson Education, Inc.




**Management Information Systems**  
Chapter 13: Building Information System

**Overview of Systems Development**

- **Conversion**
  - **Process of changing from old system to new system**
  - **Four main strategies**
    1. Parallel strategy
    2. Direct cutover
    3. Pilot study
    4. Phased approach
  - **Requires end-user training**
  - **Finalization of detailed documentation showing how system works from technical and end-user standpoint**

**13.20** Copyright © 2014 Pearson Education, Inc.




**Management Information Systems**  
Chapter 13: Building Information System

**Overview of Systems Development**

- **Production and maintenance**
  - System reviewed to determine if revisions needed
  - May include post-implementation audit document
  - **Maintenance**
    - Changes in hardware, software, documentation, or procedures to a production system to correct errors, meet new requirements, or improve processing efficiency
      - 20% debugging, emergency work
      - 20% changes to hardware, software, data, reporting
      - 60% of work: User enhancements, improving documentation, recoding for greater processing efficiency

13.21 Copyright © 2014 Pearson Education, Inc.




**Management Information Systems**  
Chapter 13: Building Information System

***Table 13.2 Systems Development***

SUMMARY OF SYSTEMS DEVELOPMENT ACTIVITIES	
CORE ACTIVITY	DESCRIPTION
Systems analysis	Identify problem(s) Specify solutions Establish information requirements
Systems design	Create design specifications
Programming	Translate design specifications into code
Testing	Unit test Systems test Acceptance test
Conversion	Plan conversion Prepare documentation Train users and technical staff
Production and maintenance	Operate the system Evaluate the system Modify the system

13.22 Copyright © 2014 Pearson Education, Inc.




**Management Information Systems**  
Chapter 13: Building Information System

---

**Overview of Systems Development**

- **Most prominent methodologies for modeling and designing systems:**
  1. **Structured methodologies**
  2. **Object-oriented development**
- **Structured methodologies**
  - **Structured:** Techniques are step-by-step, progressive
  - **Process-oriented:** Focusing on modeling processes or actions that manipulate data
  - **Separate data from processes**

13.23 Copyright © 2014 Pearson Education, Inc.



**Management Information Systems**  
Chapter 13: Building Information System

---

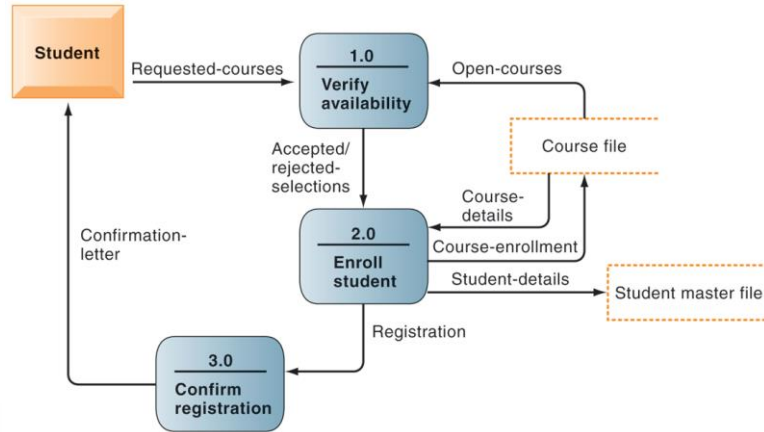
**Overview of Systems Development**

- **Data flow diagram (DFD):**
  - **Primary tool for representing system's component processes and flow of data between them**
  - **Offers logical graphic model of information flow**
  - **High-level and lower-level diagrams can be used to break processes down into successive layers of detail**
- **Data dictionary:** Defines contents of data flows and data stores
- **Process specifications:** Describe transformation occurring within lowest level of data flow diagrams
- **Structure chart:** Top-down chart, showing each level of design, relationship to other levels, and place in overall design structure

13.24 Copyright © 2014 Pearson Education, Inc.

**Management Information Systems**  
 Chapter 13: Building Information System

**DATA FLOW DIAGRAM FOR MAIL-IN UNIVERSITY REGISTRATION SYSTEM**



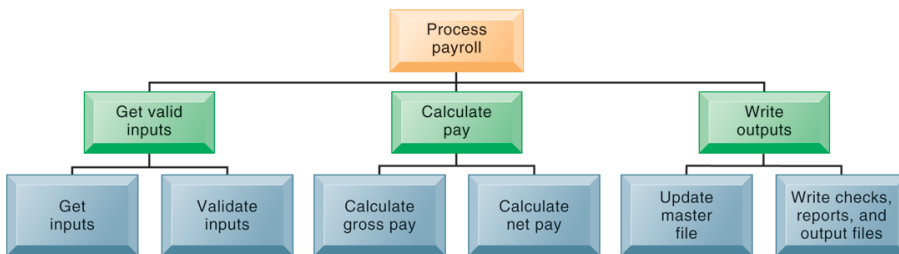
**FIGURE 13-6** The system has three processes: Verify availability (1.0), Enroll student (2.0), and Confirm registration (3.0). The name and content of each of the data flows appear adjacent to each arrow. There is one external entity in this system: the student. There are two data stores: the student master file and the course file.

13.25

Copyright © 2014 Pearson Education, Inc.

**Management Information Systems**  
 Chapter 13: Building Information System


**HIGH-LEVEL STRUCTURE CHART FOR A PAYROLL SYSTEM**



**FIGURE 13-7** This structure chart shows the highest or most abstract level of design for a payroll system, providing an overview of the entire system.

13.26

Copyright © 2014 Pearson Education, Inc.




**Management Information Systems**  
 Chapter 13: Building Information System

---

Overview of Systems Development

- **Object-oriented development**
  - **Object is basic unit of systems analysis and design**
    - Object:
      - Combines data and the processes that operate on those data
      - Data encapsulated in object can be accessed and modified only by operations, or methods, associated with that object
  - **Object-oriented modeling based on concepts of class and inheritance**
    - Objects belong to a certain class and have features of that class
    - May inherit structures and behaviors of a more general, ancestor class

13.27
Copyright © 2014 Pearson Education, Inc.



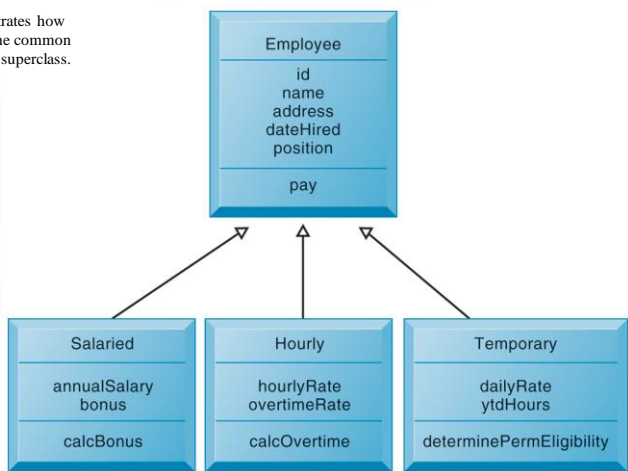
**Management Information Systems**  
 Chapter 13: Building Information System

---

CLASS AND INHERITANCE

This figure illustrates how classes inherit the common features of their superclass.


**FIGURE 13-8**



```

classDiagram
    class Employee {
        id
        name
        address
        dateHired
        position
        pay
    }
    class Salaried {
        annualSalary
        bonus
        calcBonus
    }
    class Hourly {
        hourlyRate
        overtimeRate
        calcOvertime
    }
    class Temporary {
        dailyRate
        ytdHours
        determinePermEligibility
    }
    Employee <|-- Salaried
    Employee <|-- Hourly
    Employee <|-- Temporary
  
```

13.28
Copyright © 2014 Pearson Education, Inc.




**Management Information Systems**  
Chapter 13: Building Information System

---

**Overview of Systems Development**

- **Object-oriented development**
  - **More iterative and incremental than traditional structured development**
    - **Systems analysis:** Interactions between system and users analyzed to identify objects
    - **Design phase:** Describes how objects will behave and interact; grouped into classes, subclasses and hierarchies
    - **Implementation:** Some classes may be reused from existing library of classes, others created or inherited
  - **Because objects reusable, object-oriented development can potentially reduce time and cost of development**

13.29 Copyright © 2014 Pearson Education, Inc.



**Management Information Systems**  
Chapter 13: Building Information System

---

**Overview of Systems Development**

- **Computer-aided software engineering (CASE)**
  - **Software tools to automate development and reduce repetitive work, including**
    - Graphics facilities for producing charts and diagrams
    - Screen and report generators, reporting facilities
    - Analysis and checking tools
    - Data dictionaries
    - Code and documentation generators
  - **Support iterative design by automating revisions and changes and providing prototyping facilities**
  - **Require organizational discipline to be used effectively**

13.30 Copyright © 2014 Pearson Education, Inc.




**Management Information Systems**  
Chapter 13: Building Information System

---

**Alternative Systems Building Approaches**

- **Alternative systems-building methods**
  - **Traditional systems life-cycle**
  - **Prototyping**
  - **End-user development**
  - **Application software packages**
  - **Outsourcing**

13.31 Copyright © 2014 Pearson Education, Inc.



**Management Information Systems**  
Chapter 13: Building Information System


---

**Alternative Systems Building Approaches**

- **Traditional systems life-cycle:**
  - **Oldest method for building information systems**
  - **Phased approach:**
    - Development divided into formal stages
    - “Waterfall” approach: One stage finishes before next stage begins
  - **Formal division of labor between end users and information systems specialists**
  - **Emphasizes formal specifications and paperwork**
  - **Still used for building large complex systems**
  - **Can be costly, time-consuming, and inflexible**

13.32 Copyright © 2014 Pearson Education, Inc.






**Management Information Systems**  
Chapter 13: Building Information System

**Alternative Systems Building Approaches**

- **Prototyping**
  - Building experimental system rapidly and inexpensively for end users to evaluate
  - **Prototype: Working but preliminary version of information system**
    - Approved prototype serves as template for final system
  - **Steps in prototyping**
    1. Identify user requirements.
    2. Develop initial prototype.
    3. Use prototype.
    4. Revise and enhance prototype.

13.33
Copyright © 2014 Pearson Education, Inc.

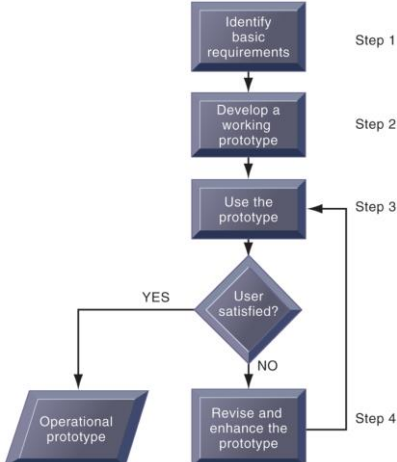


**Management Information Systems**  
Chapter 13: Building Information System

**THE PROTOTYPING PROCESS**

The process of developing a prototype can be broken down into four steps. Because a prototype can be developed quickly and inexpensively, systems builders can go through several iterations, repeating steps 3 and 4, to refine and enhance the prototype before arriving at the final operational one.


**FIGURE 13-9**



```

graph TD
    S1[Identify basic requirements] --> S2[Develop a working prototype]
    S2 --> S3[Use the prototype]
    S3 --> D{User satisfied?}
    D -- YES --> OP[Operational prototype]
    D -- NO --> S4[Revise and enhance the prototype]
    S4 --> S3
  
```

13.34
Copyright © 2014 Pearson Education, Inc.



**Management Information Systems**  
Chapter 13: Building Information System

---

**Alternative Systems Building Approaches**

- **Advantages of prototyping**
  - Useful if some uncertainty in requirements or design solutions
  - Often used for end-user interface design
  - More likely to fulfill end-user requirements
- **Disadvantages**
  - May gloss over essential steps
  - May not accommodate large quantities of data or large number of users
    - May not undergo full testing or documentation

13.35 Copyright © 2014 Pearson Education, Inc.




**Management Information Systems**  
Chapter 13: Building Information System

---

**Alternative Systems Building Approaches**

- **End-user development:**
  - Uses fourth-generation languages to allow end-users to develop systems with little or no help from technical specialists
  - Fourth generation languages: Less procedural than conventional programming languages
    - PC software tools
    - Query languages
    - Report generators
    - Graphics languages
    - Application generators
    - Application software packages
    - Very high-level programming languages

13.36 Copyright © 2014 Pearson Education, Inc.




**Management Information Systems**  
Chapter 13: Building Information System

---

**Alternative Systems Building Approaches**

- **End-user development (cont.):**
  - **Advantages:**
    - More rapid completion of projects
    - High-level of user involvement and satisfaction
  - **Disadvantages:**
    - Not designed for processing-intensive applications
    - Inadequate management and control, testing, documentation
    - Loss of control over data
  - **Managing end-user development**
    - Require cost-justification of end-user system projects
    - Establish hardware, software, and quality standards

13.37 Copyright © 2014 Pearson Education, Inc.




**Management Information Systems**  
Chapter 13: Building Information System

---

**Alternative Systems Building Approaches**

- **Application software packages**
  - **Save time and money**
  - **Many offer customization features:**
    - Software can be modified to meet unique requirements without destroying integrity of package software
  - **Evaluation criteria for systems analysis include:**
    - Functions provided by the package, flexibility, user friendliness, hardware and software resources, database requirements, installation and maintenance efforts, documentation, vendor quality, and cost
  - **Request for Proposal (RFP)**
    - Detailed list of questions submitted to packaged-software vendors
    - Used to evaluate alternative software packages

13.38 Copyright © 2014 Pearson Education, Inc.




**Management Information Systems**  
Chapter 13: Building Information System

---

**Alternative Systems Building Approaches**

- **Outsourcing**
  - **Several types**
    - **Cloud and SaaS providers**
      - Subscribing companies use software and computer hardware provided by vendors
    - **External vendors**
      - Hired to design, create software
      - **Domestic outsourcing**
        - » Driven by firms need for additional skills, resources, assets
      - **Offshore outsourcing**
        - » Driven by cost-savings

13.39 Copyright © 2014 Pearson Education, Inc.



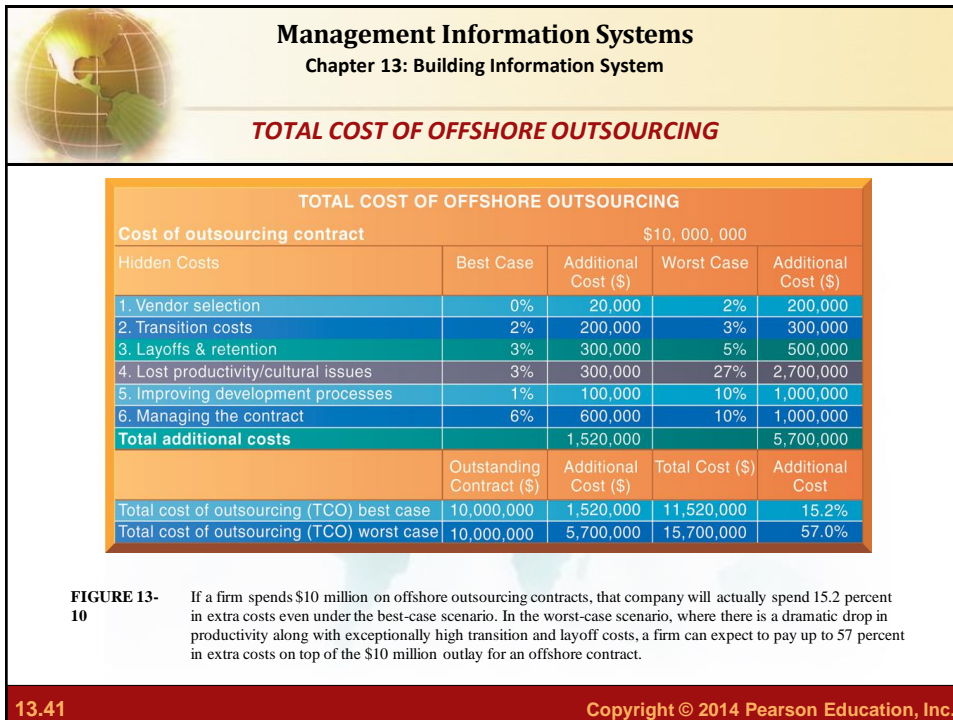

**Management Information Systems**  
Chapter 13: Building Information System

---

**Alternative Systems Building Approaches**

- **Outsourcing (cont.)**
  - **Advantages**
    - Allows organization flexibility in IT needs
  - **Disadvantages**
    - Hidden costs, for example:
      - Identifying and selecting vendor
      - Transitioning to vendor
    - Opening up proprietary business processes to third party

13.40 Copyright © 2014 Pearson Education, Inc.





**Management Information Systems**  
Chapter 13: Building Information System

**Application Development for the Digital Firm**

- **Rapid application development (RAD)**
  - Process of creating workable systems in a very short period of time
  - Utilizes techniques such as:
    - Visual programming and other tools for building graphical user interfaces
    - Iterative prototyping of key system elements
    - Automation of program code generation
    - Close teamwork among end users and information systems specialists

**13.42** Copyright © 2014 Pearson Education, Inc.




**Management Information Systems**  
Chapter 13: Building Information System

---

**Application Development for the Digital Firm**

- **Joint application design (JAD)**
  - Used to accelerate generation of information requirements and to develop initial systems design
  - Brings end users and information systems specialists together in interactive session to discuss system's design
  - Can significantly speed up design phase and involve users at intense level

13.43 Copyright © 2014 Pearson Education, Inc.




**Management Information Systems**  
Chapter 13: Building Information System

---

**Application Development for the Digital Firm**

- **Agile development**
  - Focuses on rapid delivery of working software by breaking large project into several small subprojects
  - Subprojects
    - Treated as separate, complete projects
    - Completed in short periods of time using iteration and continuous feedback
  - Emphasizes face-to-face communication over written documents, allowing collaboration and faster decision making

13.44 Copyright © 2014 Pearson Education, Inc.




**Management Information Systems**  
Chapter 13: Building Information System

---

**Application Development for the Digital Firm**

- **Component-based development**
  - **Groups of objects that provide software for common functions (e.g., online ordering) and can be combined to create large-scale business applications**
  - **Web services**
    - Reusable software components that use XML and open Internet standards (platform independent)
    - Enable applications to communicate with no custom programming required to share data and services
    - Can engage other Web services for more complex transactions
    - Using platform and device-independent standards can result in significant cost-savings and opportunities for collaboration with other companies

13.45 Copyright © 2014 Pearson Education, Inc.




**Management Information Systems**  
Chapter 13: Building Information System

---

**Application Development for the Digital Firm**

- **Mobile application development**
  - **Special requirements for**
    - Smaller screens, keyboards
    - Multitouch gestures
    - Saving resources (memory, processing)
  - **Responsive Web design**
    - Web sites programmed so that layouts change automatically according to user's computing device
  - **Three main platforms**
    - iPhone/iPad, Android, Windows Phone

13.46 Copyright © 2014 Pearson Education, Inc.



**Management Information Systems**  
Chapter 13: Building Information System


*Interactive Session: Technology*

### What Does It Take to Go Mobile?


*Read the Interactive Session and discuss the following questions*

- What management, organization, and technology issues need to be addressed when building mobile applications?
- How does user requirement definition for mobile applications differ from that in traditional systems analysis?
- Describe the business processes changed by USAA's mobile applications before and after the applications were deployed.

13.47 Copyright © 2014 Pearson Education, Inc.



**Management Information Systems**  
Chapter 13: Building Information System



**This work is protected by United States copyright laws and is provided solely for the use of instructors in teaching their courses and assessing student learning. Dissemination or sale of any part of this work (including on the World Wide Web) will destroy the integrity of the work and is not permitted. The work and materials from it should never be made available to students except by instructors using the accompanying text in their classes. All recipients of this work are expected to abide by these restrictions and to honor the intended pedagogical purposes and the needs of other instructors who rely on these materials.**

13.48 Copyright © 2014 Pearson Education, Inc.